

TILT SERIES

The hallmark of the TILT Series is soft, precise motion thanks to its automotive racing shock system. With a balance point you can feel and double wishbone frame construction, alignment of vehicles are all smooth operations. Each TILT model offers infinite tie down positions that run the full length of the extruded aluminum deck to secure cargo.



TILT1282 Pictured with Accessories

1 FULLY WELDED FRAME AND DECK

The Triton difference - all-aluminum, fully welded frame provides a solid structure for years of loading and unloading. Frame and decking are fixture-built with custom extrusions, providing added strength with Triton fit and finish.

2 DESIGNED FOR EASY VEHICLE LOADING

Automotive racing shock system with controlled tilting provides smooth action for easy loading and unloading.

3 TONGUE DESIGN

Fully welded wishbone tongue adds strength to the frame for towing and frequent loading and unloading of vehicles.

4 UNLIMITED TIE DOWN POINTS

Quickslide channels in the deck provide multiple tie down points. Four D-ring tie downs can be easily moved and positioned in the channels to secure cargo.

5 SEALED LED LIGHTS AND WIRING

LED lights are sealed and wiring throughout trailer is sealed and encased in aluminum tubing, resisting corrosion caused by moisture.

6 TOUGH MOLDED FENDERS

Fenders with integral molded steps provide step points to access and tie down machines or cargo.

7 TORSION AXLE

Independent suspension with four cord rubber torsion axle provides a smooth ride.

8 TONGUE JACK

1000# swivel wheel tongue jack with 10" up/down travel helps you easily move your trailer into position.

POPULAR ACCESSORIES

Bracket tie downs
Spare tire carrier and spare tire
Aluminum wheels
Front Rail Kit
Stone Guard Kit
Wheel Stop Kit

TILT SERIES MODELS & SPECIFICATIONS

TILT1072, TILT1282, TILT1482



TILT1282 Pictured With Accessories






- 4 D-ring tie downs included.
- Electric brakes optional.

| | Bed Width (in.) | Bed Length (in.) | Overall Width (in.) | Overall Length (in.) | Ramp Standard | Tilt Bed | Carrying Capacity w/o Brakes (lb.) | GVWR w/o Brakes (lb.) | Carrying Capacity with Brakes (lb.) | GVWR with Brakes (lb.) | Trailer Weight (lb.) | No. Of Axles | Hitch Height | Deck Height | Standard Tires* | Tire Upgrade Options* | Tongue Jack | Loading Style | Coupler (in.) |
|----------|-----------------|------------------|---------------------|----------------------|---------------|----------|------------------------------------|-----------------------|-------------------------------------|------------------------|----------------------|--------------|--------------|-------------|-----------------|-----------------------|-------------|---------------|---------------|
| TILT1072 | 72 | 120 | 93 | 177 | NO | YES | 2495 | 2995 | 3000 | 3500 | 500 | 1 | 15.5 | 18 | G | H, I, J | YES | REAR | 2 |
| TILT1282 | 80.75 | 144 | 102 | 192 | NO | YES | 2295 | 2995 | 2800 | 3500 | 700 | 1 | 14.5 | 18.5 | G | H, I, J | YES | REAR | 2 |
| TILT1482 | 80.75 | 168 | 102 | 216 | NO | YES | 2168 | 2995 | 2673 | 3500 | 827 | 1 | 14.5 | 18.5 | G | H, I, J | YES | REAR | 2 |

*TIRE OPTIONS

| Option | Tire | Part Number | Option | Tire | Part Number | Option | Tire | Part Number | Option | Tire | Part Number |
|--------|-------------------|-------------|--------|--------------------|-------------|--------|--------------------------|-------------|--------|----------------------------------|-------------|
| G | ST205/75D14 Steel | 06672 | H | ST205/75R14C Steel | 14113 | I | ST205/75R14 Aluminum T08 | 06193 | J | ST205/75R14 Aluminum Machine Lip | 06193-TML |

TILT SERIES ACCESSORIES

| | TILT 1072 | TILT 1282 | TILT 1482 |
|---|-----------|-----------|-----------|
|  TALL SIDE RAIL KIT (order with tall front rail kit, corner post & 11242 3/8" tie downs*) | 12847 | 17770 | 17780 |
|  TALL FRONT RAIL KIT | 16789 | 19486 | 19486 |
|  TALL STONE GUARD KIT (order with tall front rail kit) | 16788 | 17772 | 17772 |
|  CORNER POST KIT | N/A* | 18607 | 18607 |
|  WHEEL STOP KIT (TILT) | 19485 | 19140 | 19140 |

For more accessories see page 22.